

# What students see in BlackBoard.

The screenshot displays the BlackBoard interface for Wake Forest University. At the top, the university name is on the left, and navigation links for Home, Help, and Logout are on the right. Below this is a navigation bar with 'My Institution' and 'Courses' tabs. A left-hand sidebar contains a list of navigation options: Announcements, Course Information, Staff Information, Course Documents, Assignments (highlighted), Communication, Discussion Board, External Links, and Tools. The 'Tools' section includes Communication, Course Tools, and Course Map. Below that are Refresh and Detail View buttons. The main content area shows a breadcrumb trail: COURSES > TURNITIN TEST > ASSIGNMENTS. Below this is the 'Assignments' section, which lists two items: 'PaperSubmitTest' and 'Fall'. Each item has a red icon and a '>> View/Complete' link. A red arrow points from a text box at the bottom to the 'View/Complete' link for the 'Fall' assignment.

**Students will Click View/Complete to go to screen to submit to TII.**




**Students will also have to agree to the TII user agreement.**



My Institution

Courses

Announcements  
Course Information  
Staff Information  
Course Documents  
Assignments  
Communication  
Discussion Board  
External Links  
Tools

### Tools


 Communication  
 Course Tools  
 Course Map

 Refresh  
 Detail View

turnitin

assignment inbox




preferences



#	assignment	submit	title	submitted contents
	<a href="#">Fall</a>			
2	start: 08-29-08 due: 09-05-08			

Students press submit

Announcements  
Course Information  
Staff Information  
Course Documents  
Assignments  
Communication  
Discussion Board  
External Links  
Tools

#### Tools

 Communication  
 Course Tools  
 Course Map

 Refresh  
 Detail View

turniti assignment inbox preferences

## submit paper:

submit a paper by:

file upload

first name \*

Jane

last name \*

Crouse

submission title \*

browse for the file to upload \*

We currently accept document files of the following types: WordPerfect, Postscript, PDF, HTML, RTF, and plain text.

submit

**Student's name will appear and they must enter the submission title, browse to upload their file & press submit.**

**The Student will see a preview of the paper (to make sure they have selected the correct file).**

**They may cancel to go back and select a different file or choose Submit Paper.**

**The student will get a confirmation there paper was successfully submitted.**